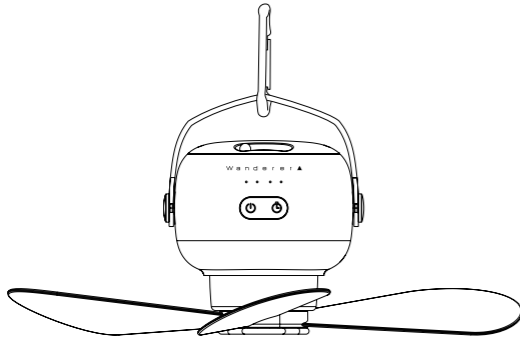


Wanderer

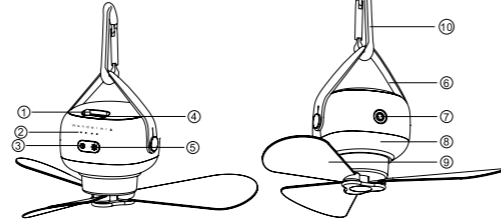
## MINI CEILING FAN RECHARGEABLE



### INSTRUCTION MANUAL

Please read this instruction carefully before using the product

#### PRODUCT FEATURES

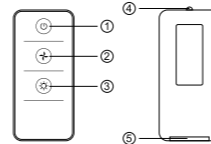


- |                     |                      |                     |
|---------------------|----------------------|---------------------|
| ① Infrared receiver | ④ USB-C interface    | ⑦ Support interface |
| ② Indicator light   | ⑤ Night light button | ⑧ Night light       |
| ③ Fan button        | ⑥ Hanging strap      | ⑨ Blades            |
| ⑩ Carabiner hook    |                      |                     |

#### INSTRUCTION FOR USE

1. Fan button: long press to turn on the fan, long press again to turn off the fan, and short press to switch fan speed mode after long press to turn on the fan. There are total 4 fan speed modes. (The fourth mode is sleep mode, where the fan speed gradually increases from slow to fast in a recurring cycle.)
2. Short press to turn on the light. Three levels of brightness can be toggled by short pressing to switch brightness modes.
3. The battery level: while the device is powered off, short press the fan button to view the battery level. It will display for five seconds with a green light (four green lights indicating 25%, 50%, 75%, and 100% battery level).

#### REMOTE CONTROL FEATURES



- |                       |
|-----------------------|
| ① Main switch         |
| ② Fan button          |
| ③ Night light button  |
| ④ Signal light        |
| ⑤ Battery compartment |

1. Main switch: short press to turn on the fan and press again to close off the fan.
2. Fan button: short press to switch fan speed mode.
3. Night light button: short press to turn on the light and press again to switch lighting mode.
4. Battery compartment for 2\*AAA dry battery not included.

#### PRODUCT SPECIFICATION

Product Model: M35  
Blade Size: 26cm  
Charging Input: 5V d.c. 1.6A  
Battery Capacity: 3.7V d.c. 3600mAh Rechargeable Li-ion battery  
Four Fan Speed Setting: Low 8.5h/Medium 3.5h/High 2h/Sleep mode 6.5h  
Battery Charge Time: 4hours

#### MAINTENANCE AND CAUTIONS

1. Fully Charge the fan when it has not been used for 3 months or more.
2. When battery is low, fan should be recharged immediately.
3. Don't use the fan during charging, it may damage battery.
4. Use only with included charge cable [USB to USB-C] to charge.
5. When the fan is operating, the blades rotate at high speed. Please do not insert fingers into the fan to avoid potential danger
6. This product is not intended for children. Children under 10 years old should use it under adult supervision.
7. This product is not to be used by persons with reduced physical, sensory or mental capabilities, or lack of experience and knowledge, unless they have been given supervision or instruction.
8. The fan must be charged by an SELV (Safety Extra Low Voltage) power source.

PLU: 697267  
CODE: M35  
Manufactured and packaged for  
SRGS PTY LTD  
ABN 23 113 230 050  
6 Coulthards Avenue  
Strathpine QLD 4500, Australia  
MADE IN CHINA