

PLU: 673435  
CODE: FS7543S  
AManufactured and packaged for  
SRGS PTY LTD  
ABN 23 113 230 050  
6 Coulthards Avenue Strathpine,  
QLD 4500, Australia  
MADE IN CHINA

# XMM

4x4 ACCESSORIES

## + FRIDGE SLIDE WITH TABLE SMALL

Instruction Manual




## + Part List



### + General Information

External size: L79.4 x W47.7 x H9.5cm  
Internal tray size: L75 x W43 x H3.4cm  
Net weight: 21.5kg



### + Mounting Kit

6 x M6 washers  
6 x M6 tee nuts  
6 x M6 x 20mm bolts  
6 x M6 nyloc nuts



### + Tie Down Kit


4 x nylon straps

## + Preparing for the Fridge Slide install

Fridge slide needs to be installed on a flat even surface with a minimum of 12 mm thickness. You will require the use of an electric drill to install the slide.



+ Pull out the sliding tray by depressing the lock levers on both sides, then pull sliding tray forward to reveal the fixing holes on the side rails.



+ Mark the six drilling points through the fixing holes with a permanent marker.




+ Drill six 7mm holes for the Tee Nuts.



+ Insert the Tee Nuts into the holes ensuring the nuts are upright and square to the hole.



+ Flatten the Tee Nuts with a mallet or hammer.



+ Position the fridge slide on the flat surface. Use the 6 x M6 bolts to fix to the surface.

## + Tie Down the Fridge

Secure your fridge on the sliding tray by using the 4 nylon straps supplied. Make sure the straps are tight and secure.



## + Important Notes

- The fridge slide must be securely and evenly bolted down to the floor of the vehicle or to wherever the slide is to be used.
- Under no circumstances can the slide be used other than when it is fixed down correctly on a smooth even surface with no contortion of the frame.
- The sliding tray is activated by depressing the both sides levers on the front to pull forward and lock in.
- Heavy pushing without depressing the lever will result in damage to the lever.
- Ensure that the tray is firmly locked into place when returning the tray to its inward position.
- This fridge slide is designed to carry fridges up to 80kgs including contents and the sliding table with 15kg capacity. It is not recommended for commercial use and no warranty applies if used so.