

W a n d e r e r 

ELECTRIC AIR PUMP OPERATING INSTRUCTION

NOTICE: Read carefully before operating and save these instructions.

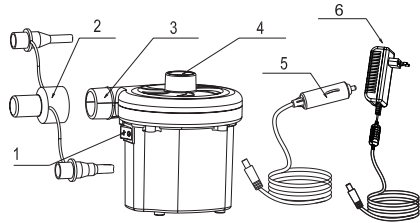
WARNING:

- If the power cord is damaged , please disuse the air pump.
- Children are strictly prohibited from operating pump.
- Please don't use the air pump continuously more than 5 minutes, and it can only be used again after at least 15 minutes of cooling .
- Inflation and deflation ports should be kept free of debris during use.
- The pump must be stored in a dry place.

FEATURE:

- Dual function: Inflation and deflation .
- High capacity flow enables fast inflation.
- Equipped with multiple adaptors which can be used .

1 Switch	4 Deflation port
2 Adaptor	5 Cigarette Lighter Adaptor
3 Inflation port	6 Transformer

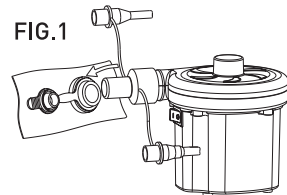


Before using the product, make sure the switch is in the position "0". Insert the outlet of the cigarette lighter adaptor or transformer into the pump's socket, and the plug of the cigarette lighter adaptor or transformer into a compatible power socket. Please use the suitable adaptor for a valve.

INFLATION: (FIG.1)

1. If adaptor is needed, please install it onto the inflation port.
2. Insert the adaptor or the inflation port into the product's valve. Turn the switch to position "-" (ON) to begin inflation.
3. Turn the switch to position "0" (OFF) to stop the pump after inflation, remove the pump and replace it to the storage.

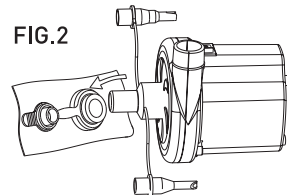
FIG.1



DEFLATION: (FIG.2)

1. If adaptor is needed, please install it onto deflation port.
2. Insert the adaptor or the deflation port into the product's valve. Turn the switch to position "-" (ON) to begin deflation.
3. Turn the switch to position "0" (OFF) to stop the pump after deflation, remove the pump and replace it to the storage.

FIG.2



PLU: 658322 CODE: 58082AUW
Manufactured and packaged for SRGS PTY LTD
ABN 23 113 230 050
6 Coulthards Avenue
Strathpine QLD 4500, Australia
MADE IN CHINA